



MONGOLIAN
STOCK EXCHANGE

2017 JULY *E-Newsletter*

52nd edition



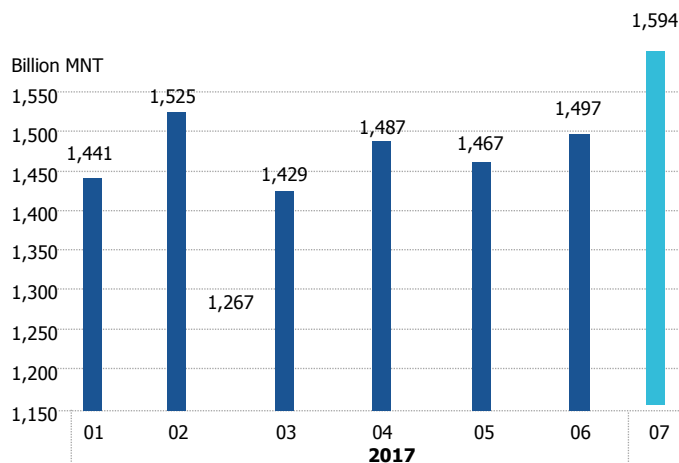


Market update

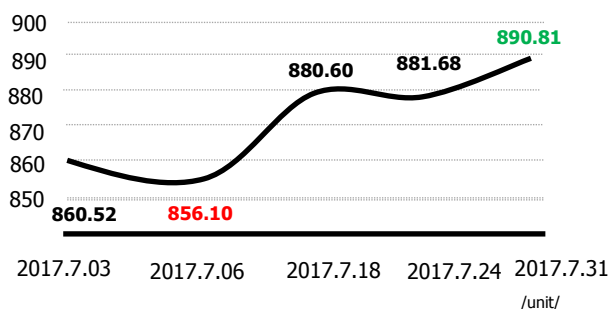
/As of July 31, 2017/

1. Number of trading day	16
2. Total value of trading /MNT/	63,416,980,218
<i>Stock</i>	1,736,671,733
<i>Government bond /primary/</i>	50,398,364,475
<i>Government bond /secondary/</i>	11,281,944,010
<i>Corporate bonds /primary/</i>	0
<i>Corporate bonds /secondary/</i>	0
3. Total number of traded securities	2,646,248
<i>Stock</i>	2,007,262
<i>Government bond /primary/</i>	521,099
<i>Government bond /secondary/</i>	117,887
<i>Corporate bonds /primary/</i>	0
<i>Corporate bonds /secondary/</i>	0
4. Total number of trades	1,810

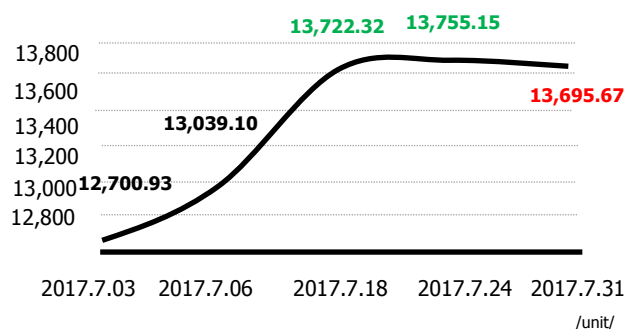
Market capitalization



MSE ALL index



TOP-20 index



Listed Companies

1. Number of listed companies	220
<i>State owned /100%/</i>	19
<i>Partially state owned</i>	12
<i>Private</i>	189
<i>Tier I</i>	7
<i>Tier II</i>	45
<i>Tier III</i>	167
<i>Unclassified</i>	1

Member securities Companies

1. Number of member securities companies	58
<i>Broker-Dealer</i>	58
<i>Underwriter</i>	24
<i>Investment advisory</i>	14

Most active member securities companies

/2017.07.03-2017.07.31/

Сим бол	Company Name	Buy		Sell		Total Value /buy, sell/
		Volume / unit/	Value /MNT/	Volume /unit	Value /MNT/	
1	Golomt Capital	199,742	75,002,814.90	747,287	311,459,563.10	386,462,378.00
2	BDSec	492,062	223,082,855.70	316,845	112,888,505.80	335,971,361.50
3	Standart Investment	133,600	134,569,595.30	114,235	35,331,690.90	169,901,286.20
4	TDB Capital	186,441	75,422,185.20	130,698	39,018,015.00	114,440,200.20
5	Ard Securities	188,132	82,900,347.40	76,473	17,144,287.00	100,044,634.40
6	Bumbat-Altai	130,091	78,083,037.00	29,587	20,517,965.00	98,601,002.00
7	Bloomsbury Securities	50,217	33,755,138.00	37,251	63,856,501.00	97,611,639.00
8	Ard Capital Group	128,841	47,079,611.60	46,704	24,384,833.50	71,464,445.10
9	Teso Investment	55,073	24,893,190.00	86,083	39,215,969.00	64,109,159.00
10	MICC	2,148	4,467,880.00	11,204	55,491,460.00	59,959,340.00
11	Novel Investment	134,545	51,533,540.00	10,334	5,383,240.00	56,916,780.00
12	Zerged	21,319	10,262,840.00	103,714	41,236,194.40	51,499,034.40
13	Gauli	99,722	21,367,566.60	84,027	29,983,930.00	51,351,496.60
14	Undurkhaan Invest	59,187	22,482,009.00	64,074	26,876,342.00	49,358,351.00
15	Bulgan broker	5,380	1,923,168.00	6,728	34,985,600.00	36,908,768.00
16	Euroasia Capital Mongolia	36,441	26,362,755.00	5,951	2,503,094.79	28,865,849.79
17	Mirae Asset Securities Mongol	53	699,600.00	2,961	21,494,800.00	22,194,400.00
18	Tavanbogd	0	0.00	2,645	21,869,264.00	21,869,264.00
19	Tulgat Chandmani Bayan	88	200,952.00	59,704	18,623,670.00	18,824,622.00
20	Secap	19,998	7,799,220.00	24,878	9,702,420.00	17,501,640.00

Most actively traded securities

/2017.07.03-2017.07.31

№	Sym- sol	Name of securities	Volume /unit/	Value /MNT/	High	Low	Closing	Change /unit/	Change /%/
1	APU	APU	1,337,731	521,906,201.40	435.00	295.00	386.66	96.63	33.32
2	JTB	GENCO TOUR BUREAU	192,915	12,268,036.50	75.00	60.00	70.00	6.07	9.49
3	SUU	SUU	145,309	19,853,504.00	145.00	132.00	137.42	0.35	0.26
4	RMC	REMICON	67,880	3,069,561.60	48.00	40.00	44.98	-0.28	-0.62
5	MRX	MEREX	51,931	2,798,137.00	55.00	50.00	51.70	-1.85	-3.45
6	MNP	MONGOL POST	41,568	16,129,912.00	390.00	383.00	383.00	-5.00	-1.29
7	TTL	TAVAN TOLGOI	38,721	197,436,810.00	5,600.00	4,750.00	5,350.00	555.00	11.57
8	HGN	KHUKH GAN	26,338	2,803,489.20	115.00	80.00	82.66	-17.24	-17.26
9	ETR	E-TRANS LOGISTIC	12,845	1,398,435.00	109.00	108.00	108.87	-6.06	-5.27
10	MCH	TELECOM MONGOLIA	9,569	5,219,561.00	570.00	481.00	491.00	-13.25	-2.63
11	UID	UID	8,742	4,151,844.00	500.00	469.00	471.00	-24.00	-4.85
12	MIB	MONINJBAR	8,107	1,454,220.00	183.00	158.00	158.00	-27.00	-14.59
13	JLT	NOGOON HUGJIL UNDES-	7,577	1,996,558.79	312.00	224.80	312.00	116.50	59.59
14	MMX	MAKHIMPEX	6,381	15,320,990.00	2,497.00	2,350.00	2,449.00	49.00	2.04
15	MDR	FRONTIER LAND GROUP	5,490	2,060,190.00	390.00	375.00	375.05	-14.95	-3.83
16	HBO	HB OIL	5,351	532,699.50	100.00	98.10	100.00	0.00	0.00
17	OLL	OLLOO	5,350	401,250.00	75.00	75.00	75.00	-11.20	-12.99
18	SHV	SHIVEE OVOO	4,250	8,781,155.00	2,250.00	2,000.00	2,040.00	-450.00	-18.07
19	GOV	GOBI	3,786	51,951,490.00	15,350.00	13,110.00	13,910.00	860.00	6.59
20	SHG	SHARYN GOL	3,578	7,610,565.00	2,200.00	2,005.00	2,136.00	-164.00	-7.13

Most advanced stocks

/2017.07.03-2017.07.31/

№	Name of company	Volume /Unit/	Closing price		Change /MNT/	Percentage change
			2017-07-03	2017-07-31		
1	NOGOON HUGJIL UNDESNI NEGDEL	7577	195.5	312	116.5	59.59
2	KHISHIG UUL	376	1021	1400	379	37.12
3	SOR	13	860	1130	270	31.40
4	APU	1337731	295	386.66	91.66	31.07
5	TAVILGA	50	1000	1200	200	20.00
6	EUROASIA CAPITAL HOLDING	4	56.22	64.65	8.43	14.99
7	KHUVSGUL ALTANDUULGA	59	2324	2672	348	14.97
8	GENCO TOUR BUREAU	192915	60.9	70	9.1	14.94
9	DARKHAN KHUNS	10	4370	5020	650	14.87
10	ULAANBAATAR KHIYS	6	12490	14250	1760	14.09
11	BAGANUUR	2212	1701	1920	219	12.87
12	AUTO IMPEX	89	2131	2400	269	12.62
13	IKH BARILGA	20	2500	2799	299	11.96
14	TAVAN TOLGOI	38721	4784	5350	566	11.83
15	JUULCHIN DUTY FREE	112	44080	48000	3920	8.89
16	ARIG GAL	222	2451	2650	199	8.12
17	UB BUK	160	397.77	425	27.23	6.85
18	BAYANGOL HOTEL	628	36060	38000	1940	5.38
19	GAN KHIITS	6	13800	14500	700	5.07
20	DARKHAN NEKHII	154	20500	21500	1000	4.88

Most declined stocks

/2017.07.03-2017.07.31/

№	Name of company	Volume /Unit/	Closing price		Change /MNT/	Percentage change
			2017-07-03	2017-07-31		
1	BUUNII KHUDALDAA	343	500	390.22	-109.78	-21.96
2	KHAR TARVAGATAI	30	9900	7800	-2100	-21.21
3	MONGOL SHEVRO	63	1520	1200	-320	-21.05
4	GONIR	1500	170	140	-30	-17.65
5	NACO TULSH	1303	165.82	137	-28.82	-17.38
6	KHUKH GAN	26338	99.9	82.66	-17.24	-17.26
7	MONGOL NEKHMEI	273	4400	3740	-660	-15.00
8	KHERLEN KHIYS	400	94	80	-14	-14.89
9	BDSEC	125	1161	990	-171	-14.73
10	MONINJBAR	8107	185	158	-27	-14.59
11	OLLOO	5350	86.2	75	-11.2	-12.99
12	BUKHUG	9	5070	4500	-570	-11.24
13	STANDART NOOS	409	449	400	-49	-10.91
14	MOGOIN GOL	82	5600	5150	-450	-8.04
15	TAKHI-CO	50	19490	18000	-1490	-7.64



SECONDARY MARKET TRADING OF "SUU BOND" OPENED

On June 29, 2017, the primary market trading of the "Suu Bond", issued by the Suu JSC, was successfully carried out and sold 60,000 bonds.

Pursuant to the Notice 1/2064 of FRC dated June 30, 2017, the secondary market trading of the Suu Bond was opened starting from June 30, 2017. Consequentially, investors can sell or buy this bond on the secondary market at any time.

ATTENTION TO SHAREHOLDERS OF "APU" JSC

According to the Board Resolution No.: 17/23 of "APU" JSC dated July 06, 2017, "APU" JSC has called an extraordinary shareholders meeting on August 18, 2017 at 2 pm.

Meeting venue: Khan-Uul district's Soyoliin Ordon, Chingiss Avenue, Khoroo #2, Khan-Uul district, Ulaanbaatar

Record date: July 25, 2017

Agenda of the meeting:

1. Reorganizing the company by separation and establishing a new subsidiary company;
2. Reorganizing the company by merging with the "Evergreen Investments" LLC, adopting the merger project and the relevant agreement;
3. Issuing additional shares by a closed subscription in relation to the merger;
4. Waiving preemptive rights of the shareholders to purchase the additionally issued shares; and Amendment of the company charter.

GOVERNMENT SECURITIES AUCTIONED BY COMPETITIVE BIDDING

Government securities issued through the Mongolian Stock Exchange were auctioned by competitive bidding during 2010-2011, and then by non-competitive auction starting from 2014 when the bond trading resumed at the stock exchange.

In relation to the re-adoption of a competitive bidding to the primary market trading of Government securities from July 2017, the "Guidance on organizing Government securities primary market trading" of the Mongolian Stock Exchange was revised and the first issue was auctioned in competitive bidding and traded successfully on the Mongolian Stock Exchange on July 5th, 2017.

As a result of competitive bidding conducted in July, 2017, 9.3 billion tugriks worth of Government securities were successfully traded through 3 trading sessions and a decline in yield to maturity has effectively reduced the state's interest payment to the bondholders by approximately 84.0 million tugriks.

FRC ADOPTS LIST OF APPROVED STOCK EXCHANGES

The revised Securities Market Law of Mongolia, adopted on May 24, 2013, provided a legal framework for dual listing of securities on both home and international exchanges. In order to realize this opportunity, MSE has been working with the market regulator and market participants and amending the related rules and regulations.

In accordance with the provision 14.2 and 18.4 of the Securities Market Law, FRC approved the [“Temporary list of approved foreign stock exchanges”](#) and [“Temporary list of approved jurisdictions in which underlying securities of depository receipts are registered”](#) on July 20th, 2017 on the basis of the recommendation from MSE.

This will enable companies, that already listed on the approved stock exchanges and registered their underlying securities in jurisdictions that have a well-established investor protection system, to be exempt from certain regulatory requirements when issuing their shares and depository receipts in Mongolian capital market. More importantly, this will help over 30 companies operating in Mongolia and listed on 5 international exchanges to expand their market as well as Mongolian citizens to possess and benefit from those securities.

ATTENTION TO SHAREHOLDERS OF “GOBI” JSC

“Gobi” JSC announces that the remaining dividends (MNT140 per share) from the profit of 2015 were deposited in the shareholders’ accounts with the Mongolian Central Securities Depository (MCSD) on July 5th, 2017.

With regard to the dividends from the profit of 2016, MNT200 per share will be paid in cash at the Company Headquarter or to the shareholder’s bank account and the remaining dividends will also be deposited in the shareholder’s account with the MCSD within this year.

TOP-20 INDEX COMPOSITION RENEWED

In accordance with the article 2 of the “Regulation on calculating securities price index” of the Mongolian Stock Exchange, the composition of the TOP-20 index has been renewed by the following stocks for the second half of the year.

Based on the recent review on the securities’ performance of the first half of the year, 16 stocks have remained as a component security, while, “BDSec” JSC, “Gutal” JSC, “Genco Tour Buro” JSC and “Telecom Mongolia” JSC have been newly included in the Index. “UB BUK” JSC, “Hermes Center” JSC and “Merex” JSC have become ineligible for inclusion in the TOP-20 Index and been removed.

No	Sym- bol	Stock name	Market capital- ization /MNT/	Number of days traded	Daily average trade / MNT/
1	TTL	TAVANTOLGOI	123,739,290,500	119	15,930,820
2	GOV	GOBI	101,804,681,250	121	5,037,922
3	APU	APU	215,456,616,310	121	4,593,559
4	TCK	TALKH CHIKHER	22,214,355,100	84	2,017,922
5	NEH	DARKHAN NEKHII	22,662,319,500	67	837,430
6	SUU	SUU	47,152,080,000	111	796,819
7	BNG	BAYANGOL HOTEL	15,255,723,900	54	3,264,886
8	MNP	MONGOL POST	13,137,432,844	99	5,574,109
9	MIE	MATERIAL IMPEX	10,945,648,000	43	608,380
10	UID	STATE DEPARTMENT STORE	18,219,885,750	92	477,713
11	HGN	KHUKH GAN	10,121,623,944	55	4,607,349
12	GTL	GUTAL	27,533,814,840	30	379,979
13	BDS	BDSEC	20,230,000,000	35	359,594
14	MMX	MAKHIMPEX	9,121,730,400	85	1,260,091
15	EER	ARIG GAL	8,527,813,320	65	1,150,986
16	BAN	BAGANUUR	9,417,487,640	69	348,861
17	ADL	ADUUNCHULUUN	6,620,889,704	78	693,503
18	JTB	JENCO TOUR BURO	6,393,000,000	93	6,767,794
19	MCH	TELECOM MONGOLIA	5,913,174,356	56	1,017,594
20	SHG	SHARYN GOL	23,391,556,600	50	249,925

MONGOLIAN STOCK EXCHANGE



Ulaanbaatar 15160, Mongolia
Sukhbaatar square-3
Mongolian Stock Exchange



+976 11-313747



+976 11-325170



Info@mse.mn



WWW.MSE.MN