



MONGOLIAN  
STOCK EXCHANGE

# 2018

## *E-Newsletter*

OCTOBER

63rd edition



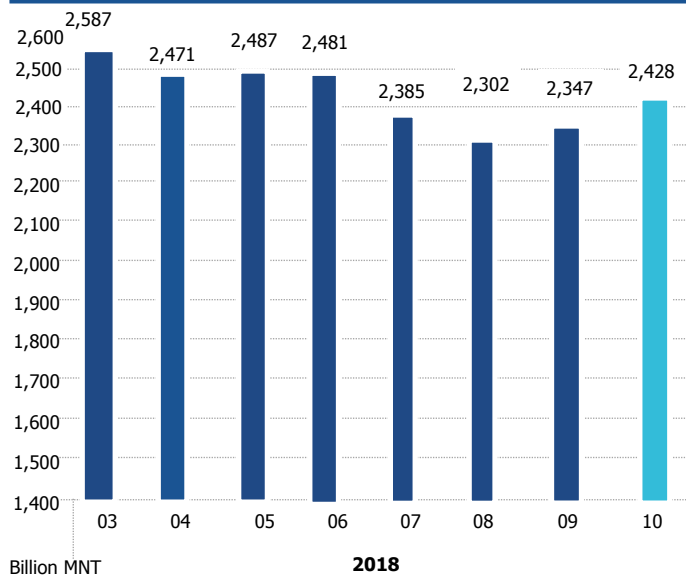


## Trading

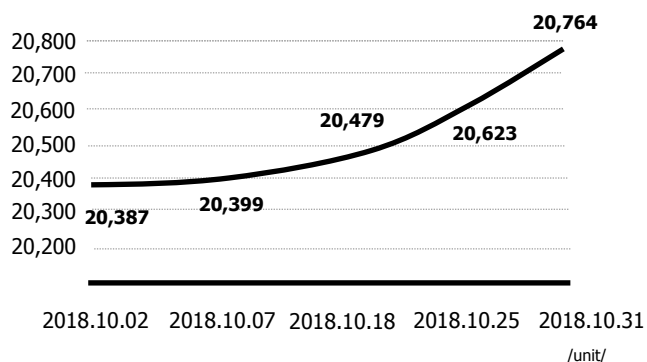
/As of September 30, 2018/

<b>1. Number of trading day</b>	<b>23</b>
<b>2. Total value of trading /MNT/</b>	<b>9,121,528,326.32</b>
<i>Stock /primary/</i>	0
<i>Stock /secondary/</i>	7,653,504,836.32
<i>Government bond /secondary/</i>	1,468,023,490.00
<i>Corporate bonds /primary/</i>	0
<i>Corporate bonds /secondary/</i>	0
<b>3. Total number of traded securities</b>	<b>36,551,820</b>
<i>Stock /primary/</i>	0
<i>Stock /secondary/</i>	36,523,632
<i>Government bond /secondary/</i>	28,188
<i>Corporate bonds /primary/</i>	0
<i>Corporate bonds /secondary/</i>	0
<b>4. Total number of trades</b>	<b>5,450</b>

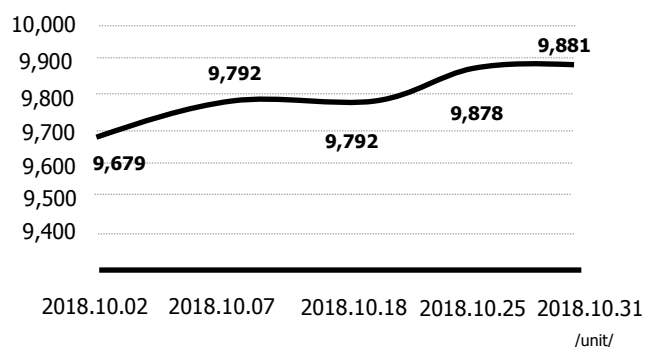
## Market capitalization



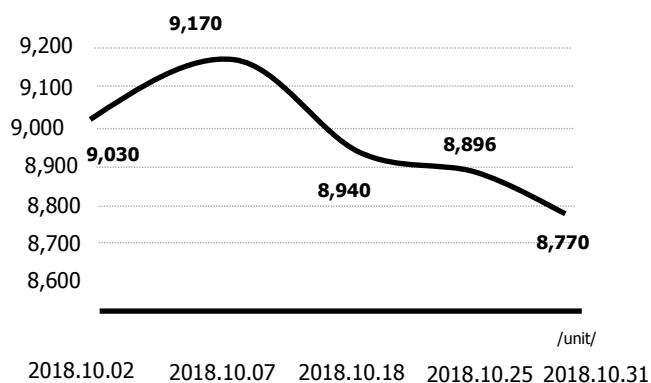
## TOP-20 index



## MSE A Index



## MSE B Index



## Listed Companies

<b>1. Number of listed companies</b>	<b>220</b>
<i>State owned /100%/</i>	19
<i>Partially state owned</i>	12
<i>Private</i>	189
<i>Tier I</i>	9
<i>Tier II</i>	42
<i>Tier III</i>	169

## Member securities Companies

<b>1. Number of member securities companies</b>	<b>61</b>
<i>Broker-Dealer</i>	52
<i>Underwriter</i>	24
<i>Investment advisory</i>	13



## Most active member securities companies

/2018.10.01-2018.10.31/

№	Company Name	Buy		Sell		Total Value /buy, sell/
		Volume / unit/	Value /MNT/	Volume /unit	Value /MNT/	
1	Standart Investment	8,189,418	1,244,594,320	8,527,707	1,760,027,371	3,004,621,692
2	BDSec	10,916,426	1,023,089,248	11,256,597	1,404,971,355	2,428,060,603
3	Golomt Capital	1,014,909	1,487,281,721	1,795,348	645,028,060	2,132,309,780
4	Ard Securities	1,827,753	1,298,885,904	931,481	729,378,734	2,028,264,638
5	Mirae Asset Securities Mongol	9,587,276	710,011,763	8,995,804	1,167,738,085	1,877,749,849
6	Bumbat-Altai	1,205,522	434,635,780	1,291,565	382,155,275	816,791,055
7	TDB Capital	1,231,263	370,018,421	1,688,974	375,884,642	745,903,064
8	Novel Investment	1,138,147	247,310,750	518,698	356,532,819	603,843,569
9	Gauli	370,387	153,081,331	371,614	87,299,186	240,380,517
10	Goodsec	44,241	77,990,465	199,138	95,516,526	173,506,991
11	Apex Capital	136,247	61,510,108	109,883	67,899,053	129,409,161
12	Ard Capital Group	52,209	85,297,430	69,593	43,290,121	128,587,551
13	Khunnu Empire	1,864	10,274,280	44,127	108,421,259	118,695,539
14	Monsec	94,715	57,587,229	79,342	45,831,691	103,418,919
15	Gendex	6,888	37,620,840	64,358	47,292,814	84,913,654
16	Zerged	81,573	46,333,995	62,318	34,031,630	80,365,625
17	Altan Khoromsog	72,482	63,039,817	2,777	7,969,569	71,009,386
18	Bats	241,708	60,252,015	13,700	10,082,741	70,334,756
19	Grand Development	77,880	63,243,742	-	-	63,243,742
20	Tulgat Chamdmani Bayan	862	20,111,988	24,150	42,976,506	63,088,494

## Most actively traded securities

/2018.10.01-2018.10.31/

№	Sym-sol	Name of securities	Volume / unit/	Value /MNT/	High	Low	Change /unit/	Change /%/
1	AIC	ARD DAATGAL	1,771,900	1,445,819,157	920.00	700.00	3.33	0.48
2	MNDL	MANDAL DAATGAL	250,164	1,218,890,491	5,200.00	4,400.00	199.00	4.23
3	GOV	GOBI	33,018	1,082,864,400	34,600.00	31,500.00	440.00	1.31
4	LEND	LENDMN	14,202,805	980,824,619	82.00	60.50	8.51	12.88
5	ITLS	ITOLS	8,143,186	954,251,889	126.50	113.00	-1.93	-1.61
6	JTB	GENCO TOUR BUREAU	10,384,313	726,800,996	86.25	60.01	1.00	1.67
7	APU	APU	544,752	315,533,130	598.00	565.00	20.56	3.62
8	TTL	TAVANTOLGOI	38,405	298,034,760	7,900.00	7,500.00	310.00	4.22
9	MBW	MONGOL BASALT	485,293	167,704,566	380.00	315.00	-19.13	-5.67
10	JIV	JINST UVS	45,600	79,503,373	1,920.00	1,533.00	-59.00	-3.53
11	ERDN	ERDENE RESOURCE DEVELOPMENT	96,957	57,150,514	626.00	550.00	-34.76	-5.94
12	ADU	KHUVSGUL ALTANDUULGA	68,030	49,204,975	800.00	561.00	-200.00	-25.64
13	MMX	MAKHIMPEX	22,136	49,131,570	2,800.00	2,200.00	305.00	12.73
14	SUU	SUU	201,185	45,498,314	240.00	210.00	6.10	2.73
15	TCK	TALKH CHIKHER	1,206	25,129,460	22,060.00	20,000.00	-1,040.00	-4.56
16	BDS	BDSEC	23,721	22,843,697	1,000.00	940.00	95.84	10.60
17	SHG	SHARYN GOL	10,934	21,884,791	2,002.00	1,928.00	72.00	3.73
18	ATR	ATAR URGUU	203	15,668,850	80,000.00	70,000.00	0.00	0.00
19	MNP	MONGOL POST	28,715	15,622,365	569.00	510.00	-1.13	-0.21
20	BNG	BAYANGOL HOTEL	483	14,466,000	30,000.00	28,500.00	0.00	0.00

## Most advanced stocks

/2018.10.01-2018.10.31/

№	Name of company	Volume /Unit/	Closing price		Change /MNT/	Percentage change
			2018-10-01	2018-10-31		
1	ALTAIN ZAM	12	13,010.00	22,740.00	9,730.00	74.79
2	E-TRANS LOGISTIC	5,797	66.00	90.00	24.00	36.36
3	FRONTIER LAND GROUP	50,707	210.00	250.00	40.00	19.05
4	SHIVEE OVOO	984	1,700.00	2,000.00	300.00	17.65
5	MONGOL SHEVRO	22	2,250.00	2,580.00	330.00	14.67
6	MOGOIN GOL	134	5,530.00	6,325.00	795.00	14.38
7	ARIG GAL	542	3,500.00	3,999.00	499.00	14.26
8	LENDMN	14,202,805	66.05	74.56	8.51	12.88
9	MAKHIMPEX	22,136	2,395.00	2,700.00	305.00	12.73
10	DARKHAN NEKHII	397	19,000.00	21,200.00	2,200.00	11.58
11	BAGANUUR	2,035	1,350.00	1,500.00	150.00	11.11
12	BDSEC	23,721	904.16	1,000.00	95.84	10.60
13	UB BUK	5,150	350.00	382.00	32.00	9.14
14	HERMES CENTRE	5,656	148.00	159.99	11.99	8.10
15	JUULCHIN DUTY FREE	122	98,000.00	103,000.00	5,000.00	5.10
16	MANDAL DAATGAL	250,164	4,702.00	4,901.00	199.00	4.23
17	TAVANTOLGOI	38,405	7,340.00	7,650.00	310.00	4.22
18	SHARYN GOL	10,934	1,928.00	2,000.00	72.00	3.73
19	APU	544,752	568.50	589.06	20.56	3.62
20	TEEVER DARKHAN	26	12,500.00	12,940.00	440.00	3.52

## Most declined stocks

/2018.10.01-2018.10.31/

№	Name of company	Volume /Unit/	Closing price		Change /MNT/	Percentage change
			2018-10-01	2018-10-31		
1	MONGOL SAVKHI	681	765.00	505.00	-260.00	-33.99
2	ALTANDUULGA	68,030	780.00	580.00	-200.00	-25.64
3	UVS CHATSARGANA	538	525.00	400.00	-125.00	-23.81
4	ULAANBAATAR KHIVS	27	17,500.00	13,500.00	-4,000.00	-22.86
5	NEKHEESGUI EDLEL	213	2,185.00	1,800.00	-385.00	-17.62
6	NOYOT KHAIRKHAAN	112	600.00	501.82	-98.18	-16.36
7	DURVUN UUL	7	2,300.00	1,955.00	-345.00	-15.00
8	NOGOON KHUGJIL UNDESNI NEGDEL	3,000	155.00	132.00	-23.00	-14.84
9	ERDENET AUTOZAM	10	695.00	595.00	-100.00	-14.39
10	SILICAT	1,278	140.00	120.00	-20.00	-14.29
11	STANDART NOOS	178	350.00	300.00	-50.00	-14.29
12	DARKHAN HOTEL	7	120.00	105.00	-15.00	-12.50
13	MONGOL NEKHMEI	270	3,145.00	2,850.00	-295.00	-9.38
14	GUTAL	26	21,500.00	19,600.00	-1,900.00	-8.84
15	MEREX	27,345	29.00	26.50	-2.50	-8.62



## FINANCIAL REPORTS PUBLISHED IN ENGLISH

Mongolian Stock Exchange delivers all market news and daily trading information in English to provide international investors with an equal access to market information. Also, we transmit trading data, financial reports of listed companies as well as any other information related to corporate actions to international investors through Bloomberg and other international financial information terminals.

For the purpose of increasing international investment flows to the domestic market, Mongolian Stock Exchange intends to provide financial reports of listed companies in English. Accordingly, 175 listed companies' 2018 semi-annual financial reports have been published on our website.

## MSE LAUNCHES DEMO TRADING SYSTEM

For the purpose of improving public knowledge of capital market and increasing the number of investors, Mongolian Stock Exchange has launched a demo trading system. The platform will enable a prospective investor to experiment with the trading platform and its various features, before deciding to set up a real account funded with the customers' actual money.

An investor can fund his account with the desired amount and gain an actual trading experience by buying or selling any MSE listed stocks at the live price as well as paying a brokerage commission. Also, the Account Analysis function will calculate any gain or loss on a daily basis which will be suitable for people of all ages. The platform can also be adopted as means of teaching the basics of investing in the stock market. You can access this system during the trading hours between 10 am and 1 pm after registering at <http://orderbook.mse.mn/demo> and reading the guidance.

If you have any feedback, suggestions and questions regarding our newly developed system, please contact us at [info@mse.mn](mailto:info@mse.mn).

## MILLENNIUM CSD SYSTEM TO BE OPERATIONAL ON WEEKENDS

In relation to the government decisions on trading of Erdenes Tavantolgoi JSC's shares on domestic and foreign exchanges, the account opening process of citizens have been rising sharply. For instance, during the first half of the year, 5000-6000 accounts have been opened on average per month, while, 8902 accounts in August and 24682 accounts have been opened in September respectively.

Thus, the CSD system which manages client accounts will be operational during the weekends until November 2018 by the CEO's Order No.A/109 of Mongolian Stock Exchange dated October.

## GOBI JSC SHAREHOLDERS APPROVE 100-FOR-1 SHARE SPLIT

The shareholders of Gobi JSC have approved the share split of 100-for-1 by the Resolution No.1 of October 3, 2018 and submitted a listing amendment application to the MSE. Upon completion of the split, the company will have 780,112,500 shares of common stock outstanding.

We will review the application within 15 working days and notify the FRC in accordance with the Listing Rules. In case of the FRC approval, the stock trading will be suspended until the listing amendment becomes effective at the Mongolian Central Securities Depository.

## ATTENTION TO THE SHAREHOLDERS OF "SUU" JSC

In accordance with the Board Resolution No.11 of October 5, 2018 of "Suu" JSC, the Company hereby advises that Ms. Mandkhair Mendbayar has been appointed to the position of Chief Executive Officer to replace Mr. Gantulga Bulgan whose labor agreement was terminated.

## ATTENTION TO THE SHAREHOLDERS OF "ARD DAATGAL" JSC

In accordance with the Board Resolution No.18/14 of October 11, 2018 of "Ard Daatgal" JSC, the Extraordinary Shareholders' Meeting of "Ard Daatgal" JSC shall be held on December 01, 2018.

**Date and time of the meeting:** 2 pm, December 01, 2018

**Venue:** Conference Hall, Tuushin Hotel, Primer Minister Amar's Street, Sukhbaatar District, Ulaanbaatar

**Record date:** October 31, 2018

### **Agenda of the meeting:**

1. Election and approval of the composition of Board of Directors;
2. Approval of the Company Charter; and
3. Increase of equity.

The shareholders who would like to review the agenda, draft resolutions and other relevant documents of the meeting, may visit the Ard Financial Group Office located at the Prime Minister Amar's Street-2, Sukhbaatar District during business days before December 01, 2018

Contact phone number: 77200088



## 'CAPITAL MARKETS OPEN DAY' EVENT TO BE HELD IN UVS, BAYAN-ULGII AND KHOVD PROVINCES

---

In order to improve market knowledge of rural citizens, Mongolian Stock Exchange JSC organized 'Capital Markets Open Day' events in Darkhan-Uul, Bulgan and Orkhon provinces during 21-23 June 2018, in cooperation with the Financial Regulatory Commission, Mongolian Association of Securities Dealers, Mongolian Central Securities Depository, MSE's member securities companies and 'Erdenes Tavantolgoi' JSC. The next event will be held in Uvs province on October 24-25th, in Bayan-Ulgii province on October 27th and in Khovd

province on October 29-30th of 2018, respectively. During the event, training covering basic capital markets concepts and ways to participate in the market through investing and capital-raising will be provided to local citizens from the rural areas, in addition to giving most up-to-date information about 'Erdenes Tavan Tolgoi' JSC's 1072 shares distributed to all citizens and the remaining shares from pink and blue voucher state privatisation programs. In addition, securities companies will be present to open trading accounts to the citizens.

# MONGOLIAN STOCK EXCHANGE

---



Ulaanbaatar 15160, Mongolia  
Sukhbaatar square-3  
Mongolian Stock Exchange



+976 11-313747



+976 11-325170



Info@mse.mn



WWW.MSE.MN