



MONGOLIAN STOCK
EXCHANGE

2020

E-Newsletter

MARCH

80th edition



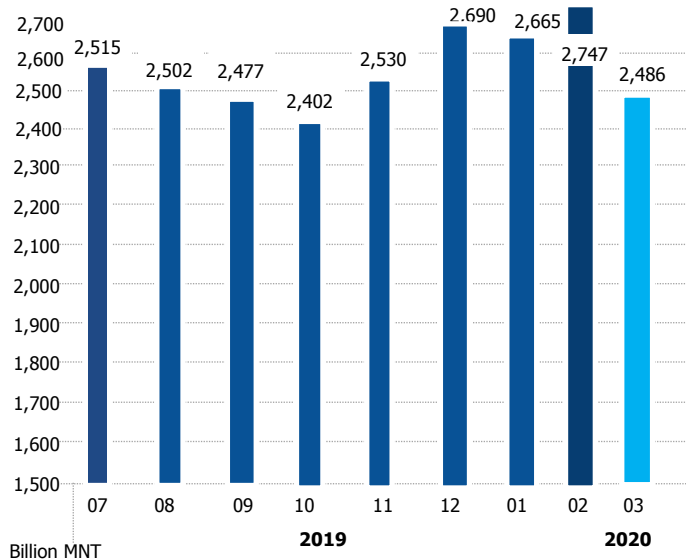


Trading

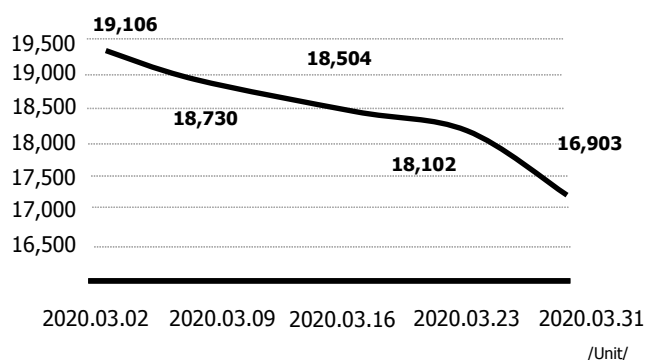
/As of March 31, 2020/

1. Number of trading day	22
2. Total value of trading /MNT/	3,380,350,973
<i>Stock /primary/</i>	0
<i>Stock /secondary/</i>	3,380,350,973
<i>Government bond /secondary/</i>	0
<i>Corporate bonds /primary/</i>	0
<i>Corporate bonds /secondary/</i>	0
3. Total number of traded securities	10,391,732
<i>Stock /primary/</i>	0
<i>Stock /secondary/</i>	10,391,732
<i>Government bond /secondary/</i>	0
<i>Corporate bonds /primary/</i>	0
<i>Corporate bonds /secondary/</i>	0
4. Total number of trades	5,843

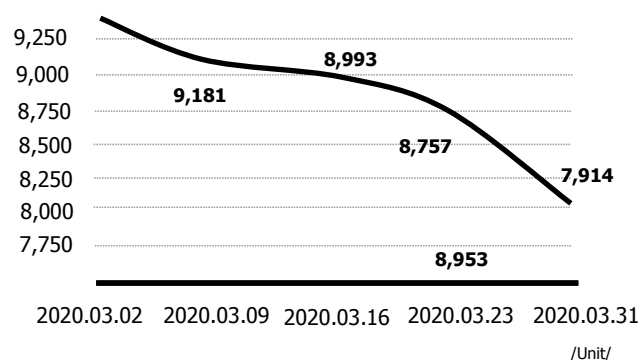
Market capitalization



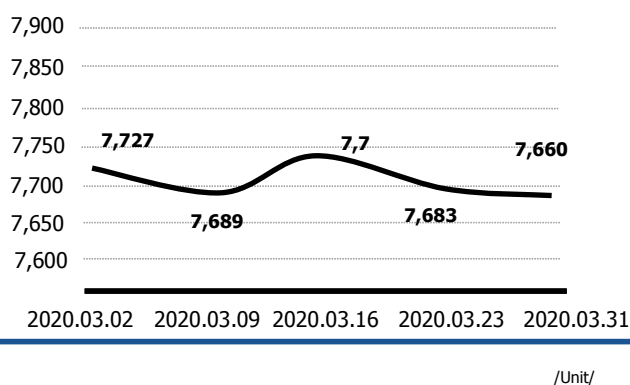
TOP-20 index



MSE A Index



MSE B Index



Listed Companies

1. Number of listed companies	198
<i>State owned /100%/</i>	18
<i>Partially state owned</i>	10
<i>Private</i>	170
<i>Tier I</i>	14
<i>Tier II</i>	44
<i>Tier III</i>	140

Member securities Companies

1. Number of member securities companies	54
<i>Broker-Dealer</i>	54
<i>Underwriter</i>	19
<i>Investment advisory</i>	14

Most active member securities companies

/2020.03.01-2020.03.31/

№	Company Name	Buy		Sell		Total Value /buy, sell/
		Volume / unit/	Value /MNT/	Volume /unit	Value /MNT/	
1	Ard Securities LLC	2,412,625	1,261,253,959	2,098,977	1,186,482,054	2,447,736,013
2	BDSec JSC	639,654	217,305,839	2,458,111	839,047,903	1,056,353,742
3	Invescore Capital LLC	170,152	428,176,709	152,301	386,251,328	814,428,037
4	Euroasia Capital Mongolia LLC	2,095,891	628,767,300	11	13,250	628,780,550
5	TDB Capital LLC	681,331	151,806,033	701,798	110,330,768	262,136,801
6	Standart Investment LLC	646,096	84,052,320	1,126,873	163,303,946	247,356,266
7	SG Capital LLC	504,082	63,817,216	751,582	100,798,918	164,616,133
8	Golomt Capital LLC	426,323	41,994,059	1,158,907	94,557,242	136,551,301
9	Apex Capital LLC	338,904	41,535,542	248,992	76,992,214	118,527,756
10	Novel Investment LLC	77,029	76,232,611	125,251	32,819,363	109,051,974
11	Darkhan Broker LLC	13,541	50,651,135	15,373	50,578,130	101,229,264
12	Masdaq LLC	245,460	48,670,204	245,766	49,261,164	97,931,367
13	Monsec LLC	160,684	12,115,106	271,635	60,145,422	72,260,528
14	Bumbat-Altai LLC	200,588	21,336,857	280,377	45,876,648	67,213,505
15	Central Securities LLC	185,111	29,217,794	35,510	11,073,033	40,290,826
16	Gatsuurt Trade LLC	239,253	39,411,608	10	642,500	40,054,108
17	Grand Development LLC	170,823	20,521,584	180,046	18,994,607	39,516,190
18	Secap LLC	482,867	33,113,496	2,301	67,159	33,180,655
19	Zerged LLC	41,877	18,578,520	37,747	14,484,230	33,062,750
20	Delgerkhanga Securities LLC	12,753	12,325,533	45,717	20,605,245	32,930,778

Most actively traded securities

/2020.03.01-2020.03.31

№	Symbol	Name of securities	Volume /unit/	Value /MNT/	High	Low	Change /%/
1	AARD	ARD FINANCIAL GROUP	493,111	742,507,070	1,600	1,253	1.13
2	MDR	FRONTIER LAND GROUP	2,097,335	629,272,860	402	300	-2.86
3	INV	INVESCORE NBFI	175,838	446,750,606	2,670	2,400	-6.02
4	MNP	MONGOL POST	570,740	349,218,515	700	599	7.20
5	APU	APU	471,945	273,284,422	650	500	-17.14
6	GOV	GOBI	541,251	110,681,555	245	160	-28.46
7	AMT	KHARKHORUM PROPERTIES	750,582	100,658,525	186	90	138.21
8	ADB	ARD CREDIT NBFI	1,105,909	80,910,005	80	65	5.93
9	UID	ULSIIN IKH DELGUUR	57,768	80,115,922	1,499	1,043	-17.15
10	TTL	TAVANTOLGOI	10,641	69,135,415	6,750	6,250	-5.45
11	AIC	ARD DAATGAL	79,025	55,896,169	738	630	1.41
12	ERS	MONGOL ALT	8,755	48,152,550	5,550	5,500	-15.38
13	DBL	DAVAANBULAG	244,190	48,019,964	197	197	0.00
14	MNDL	MANDAL DAATGAL	1,009,309	47,811,799	52	44	-11.26
15	LEND	LENDMN NBFI	1,368,766	44,254,444	40	28.02	-25.05
16	MFC	MONOS KHUNS	642,285	44,085,383	73.5	66.7	-5.02
17	SUL	JUULCHIN DUTY FREE	441	31,178,800	88,000	55,100	-29.38
18	ERDN	ERDENE RESOURCE DEVELOPMENT CORP	56,048	27,986,976	550	470	-9.07
19	TUM	TUMEN SHUVUUT	164,560	24,775,093	160	132	-11.88
20	MMX	MAKHIMPEX	7,622	19,600,991	3,100	2,350	1.02

Most advanced stocks

/2020.03.01-2020.03.31/

№	Name of company	Volume /Unit/	Closing price		Change /MNT/	Percentage change
			2020-03-01	2020-03-31		
1	KHARKHURUM PROPERTIES	750,582	78.00	185.80	107.80	138.21
2	MONGOL DAATGAL	56	900.00	1,500.00	600.00	66.67
3	GUTAL	836	15,250.00	20,400.00	5,150.00	33.77
4	UVS CHATSARGANA	4	240.00	300.00	60.00	25.00
5	TECHNIC IMPORT	74	7,500.00	9,345.00	1,845.00	24.60
6	DARKHAN GURIL TEGEEL	131	4,879.00	5,700.00	821.00	16.83
7	INGETTOLGOI	1	158.70	182.50	23.80	15.00
8	HB OIL	503	55.00	62.99	7.99	14.53
9	KHUKH GAN	690	70.00	79.50	9.50	13.57
10	TUSHIG UUL	12,606	544.77	600.00	55.23	10.14
11	BAGANUUR	262	910.00	993.00	83.00	9.12
12	MONGOL POST	570,740	625.00	670.00	45.00	7.20
13	UB-BUK	340	370.00	396.00	26.00	7.03
14	KHERLEN KHIVS	609	39.00	41.40	2.40	6.15
15	ARD CREDIT NBFI	1,105,909	74.98	79.43	4.45	5.93
16	MONINJBAR	4	120.00	126.00	6.00	5.00
17	OLLOO	2	69.30	72.69	3.39	4.89
18	TEEVER DARKHAN	301	7,800.00	8,150.00	350.00	4.49
19	STANDART AGRICULTURAL GROUP	1	77.00	80.00	3.00	3.90
20	ULAANSAN	1	800.00	830.00	30.00	3.75

Most declined stocks

/2020.03.01-2020.03.31/

№	Name of company	Volume /Unit/	Closing price		Change /MNT/	Percentage change
			2020-03-01	2020-03-31		
1	JUULCHIN DUTY FREE	441	88,000.00	62,150.00	-25,850.00	-29.38
2	GOBI	541,251	242.90	173.78	-69.12	-28.46
3	LENDMN NBFI	1,368,766	40.00	29.98	-10.02	-25.05
4	REMICON	69,448	29.94	24.00	-5.94	-19.84
5	MIK HOLDING	4	14,800.00	11,910.00	-2,890.00	-19.53
6	BUKHUG	73	1,850.00	1,500.00	-350.00	-18.92
7	ULSIIN IKH DELGUUR	57,768	1,300.00	1,077.00	-223.00	-17.15
8	APU	471,945	644.01	533.64	-110.37	-17.14
9	DARKHAN NEKHII	189	15,790.00	13,200.00	-2,590.00	-16.40
10	SHIVEE OVOO	388	2,300.00	1,925.00	-375.00	-16.30
11	MONGOL ALT	8,755	6,500.00	5,500.00	-1,000.00	-15.38
12	AUTO IMPEX	1	2,300.00	1,960.00	-340.00	-14.78
13	BLUESKY SECURITIES	5	1,700.00	1,450.00	-250.00	-14.71
14	MOGOIN GOL	32	9,000.00	7,700.00	-1,300.00	-14.44
15	MONGOL BASALT	64,271	244.00	209.47	-34.53	-14.15

MONGOLIAN CAPITAL MARKET SHIFTS TO DVP WITH T+2 FINALITY STARTING FROM MARCH 31, 2020

On January 29, 2020, FRC adopted a decision to shift to DvP with T+2 finality system starting from March 31, 2020 by its Resolution No.29.

Under this new system, investors will be able to buy securities with certain amount of margin depending on their risk exposure and transfer the remaining payment for finalising the settlement in 2 business days after the trade takes place, through a brokerage firm who is the clearing member of the Mongolian Securities Clearinghouse (MSCH).

If an investor trades through a brokerage firm who is not a clearing member of the MSCH, he will have to prepay the fund according to the current scheme, however, the settlement will be finalised on T+2 day.

Within the framework of the introduction of DvP with T+2 finality system, FRC has approved the relevant rules and regulations of market operating organizations, took necessary measures to establish proper risk management system to prevent financial system from possible risks, ensured that technology and systems are upgraded and emphasized to enhance the market stability and serve the best interests of investors and market participants.

The introduction of DvP with T+2 finality arrangement will help to lower costs associated with trading, improve market liquidity as well as create better market environment to both domestic and international investors. Furthermore, it will be an important step to develop domestic capital market infrastructure and securities settlement operations along with international standards.

MSE TRADING RULES AMENDED

On March 19th, 2020, FRC approved the amendments of the Trading Rules of MSE which was adopted by the decision No. 2020/07 of Board of Directors Meeting of Mongolian Stock Exchange dated February 7th, 2020.

The amendments provide the regulation of trade confirmation and cancellation as well as trading of asset backed securities and fund units and specify their fees and commissions.

85 EXCHANGES WORLDWIDE RING THE BELL FOR GENDER EQUALITY

As Mongolian Stock Exchange /MSE/ is committed to promoting women's involvement in managerial position and enhancing gender equality, MSE annually hosts the 'Ring the bell for gender Equality' in partnership with the International Finance Corporation, the Sustainable Stock Exchange Initiative, the UN Global Compact, the UN Women and the Women Entrepreneur Counsel at the Mongolian Chamber of Commerce and Industry to celebrate the International Women's Day.

The event is being hosted by 85 exchanges around the world this year, with the purpose of publicizing the importance of gender equality in business and sustainable development, however, the MSE has cancelled it this year due to the global COVID-19 virus emergency.

According to the international researches and practices, gender equality ensures not only human rights and freedom, but also allows businesses and organizations reach their full potential and maximize the performance. Thus, MSE is encouraging other market participants, listed companies and member companies to ensure gender equality.

MSE OPENED INSTAGRAM PAGE

Mongolian Stock Exchange has joined Instagram. Follow us for daily updates at

<https://www.instagram.com/mongolianstockexchange/>

'KHARKHORUM PROPERTIES' JSC TRADING RESUMES

According to the enforcement letter No.:51 of State Inspector of Financial Regulatory Commission, dated on March 12, 2020, the trading of 'Kharkhorum Properties' JSC has been resumed from March 13, 2020. Trading halt had been effective since January 2, 2020 due to the listing amendment.

TO THE ATTENTION OF THE SHAREHOLDERS OF 'ERDENE RESOURCE DEVELOPMENT CORPORATION'

Erdene Resource Development Corp. (TSX:ERD; MSE:ERDN) announced operating and financial results for the year ended December 31, 2019, and provides an update on its Khundii Gold Project, including potential impacts of the novel coronavirus (COVID-19).

The company's exploration and pre-development successes over the past year have positioned the Company to advance rapidly through the initial stages of the Bankable Feasibility Study ("BFS") for the high-grade, near-surface, Khundii Gold Project. During the past year, the company delivered both the Preliminary Economic Assessments ("PEA") for two deposits and the Pre-Feasibility Study ("PFS") for Bayan Khundii, established an open-pit mineable reserve of over 400,000 ounces grading 3.7 g/t gold, secured two mining licenses, registered water resources, obtained land use permits and added ounces through exploration.



LIST OF COMPANIES TO HOLD VIRTUAL SHAREHOLDERS' MEETING ALONG WITH FRC RECOMMENDATION

№	Company Name	Time	Date
1	LendMN NBFI JSC	12:00	2020.03.28
2	Mongol Basat JSC	15:00	2020.04.03
3	APU JSC	14:00	2020.04.20
4	Invescore NBFI JSC	14:00	2020.04.09
5	Makh Impex JSC	14:00	2020.04.24
6	Gobi JSC	10:00	2020.04.24
7	Talkh Chikher JSC	14:00	2020.04.20
8	Mandal Daatgal JSC	17:00	2020.04.23
9	Mik Holding JSC	11:00	2020.04.30
10	Technic Import JSC	10:00	2020.04.24
11	BDSec JSC	10:00	2020.04.20
12	Tumen Shuvuut JSC	18:00	2020.04.22
13	Monos Khuns JSC	15:00	2020.04.27
14	Suu JSC	15:00	2020.04.17



LISTED COMPANIES' DIVIDENDS FROM NET PROFIT OF 2019

No	Symbol	Company Name	Total Dividends /Million MNT/	Dividends per share / MNT/	Record date	Pay date	Pay form
1	ATR	Atar-Urguu JSc	60.9	350	2020.04.01	2020.08.01	MCSD
2	ADB	Ard Credit NBFJ JSC	1184.6	4.23	2020.04.08	Within 2020.06	MCSD
3	APU	APU JSC	75471.2	71	2020.02.14	Within 2020.08	MCSD
4	TCK	Talkh Chikher JSC	230.3	225	2020.04.03	2020.06.20	MCSD
5	AIC	Ard Daatgal JSC	850	34	2020.04.09	Within 2020.06	MCSD
6	MBW	Mongol Basalt JSC	255.6	4	2020.03.09	Within 2020.06	MCSD
7	BDS	BDSec JSC	136.9	10	2020.03.09	Within 2020.12	MCSD
8	NEH	Darkhan Nekhii JSC	232.1	210	2020.02.25	After 2020.09	MCSD
9	LEND	LendMN NBFJ JSC	1200	1.5	2020.02.25	Within 2020.04	MCSD
10	MNP	Mongol Post JSC	331	3.3	2020.04.05	Starting from 2020.05.01	MCSD
11	HRD	Khurd JSC	72.3	535	2020.03.02	Within 2020.06	MCSD
12	HRM	Hermes Center JSC	322	4.1	2020.02.28	2020.03.15	MCSD
13	BUK	Ub-Buk JSC	526.2	4	2020.03.30	2020.06.01	MCSD
14	UBH	UB Khivs JSC	121.4	300	2020.03.06	Starting from 2020.05.01	MCSD
15	TAH	Takhi-Co JSC	128.5	108	2020.04.10	Within 2020.04	MCSD
16	AARD	Ard Financial Group JSC	1000	34.95	2020.04.07	Within 2020.04	MCSD
17	MNDL	Mandal Daatgal JSC	2490	4	2020.04.01	Within 2020.06	MCSD
18	BNG	Bayangol Hotel JSC	152.3	360	2020.04.09	Starting from 2020.09.01	MCSD
19	MMX	Makh Impex JSC	456	120	2020.04.03	Starting from 2020.10.01	MCSD
20	JTB	Genco Tour Bureau JSC	799.8	10	2020.03.27	Within 2020.06.30	MCSD
21	TEX	Technic Import JSC	723.3	500	2020.03.11	Starting from 2020.04.24	At company office
22	MFC	Monos Khuns JSC	408.8	1	2020.03.11	Starting from 2020.08.31	MCSD
23	MCH	Telecom Mongolia JSC	25.8	1	2020.04.05	Starting from 2020.06.01	MCSD
24	HUV	Khuvsgul Geology JSC	21.5	150	2020.04.03	Starting from 2020.05.01	MCSD
25	GTL	Gutal JSC	2403.6	1520	2020.03.13	Starting from 2020.05.05	MCSD
26	HZB	Gan Kherlen JSC	14.9	150	2020.03.18	Within 2020.09.30	MCSD
27	BTG	Bayan Teeg JSC	500	1979.3	2020.04.07	Within 2020.12.01	MCSD
28	SUU	Suu JSC	1715.1	5	2020.03.27	2020.05.01-12.31	MCSD
29	EER	Arig Gal JSC	32.49	109.4	2020.03.27	Within 2020.06.30	MCSD
30	TUM	Tumen Shuvuut JSC	4.80	3200	2020.04.07	2020.06.24	MCSD
31	DSS	Darkhan Selengiin Tshahilgaan tugeekh Suljee JSC	37.73	391.8	2020.03.20	2020.09.02	MCSD

MONGOLIAN STOCK EXCHANGE



Ulaanbaatar 15160, Mongolia
Sukhbaatar square-3
Mongolian Stock Exchange



+976 11-313747



+976 11-325170



Info@mse.mn



WWW.MSE.MN