



MONGOLIAN STOCK
EXCHANGE

2020

E-Newsletter

APRIL

81st edition



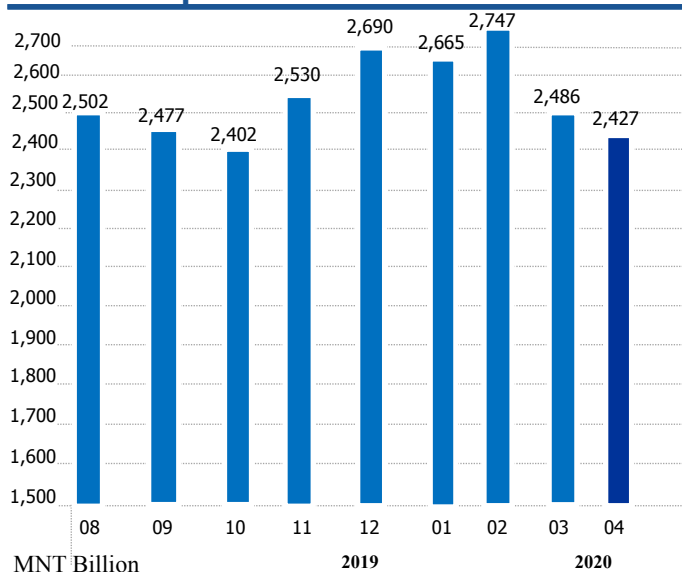


Trading

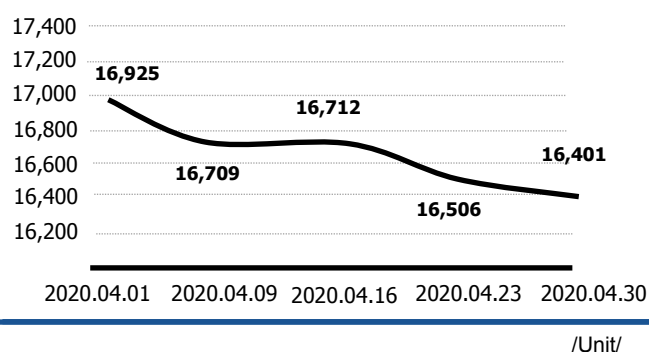
/As of April 30, 2020/

1. Number of trading day	22
2. Total value of trading /MNT/	2,281,079,471
<i>Stock /primary/</i>	0
<i>Stock /secondary/</i>	2,281,079,471
<i>Government bond /secondary/</i>	0
<i>Corporate bond /primary/</i>	0
<i>Corporate bond /secondary/</i>	0
3. Total number of traded securities	9,479,377
<i>Stock /primary/</i>	0
<i>Stock /secondary/</i>	9,479,377
<i>Government bond /secondary/</i>	0
<i>Corporate bond /primary/</i>	0
<i>Corporate bond /secondary/</i>	0
4. Total number of trades	3,296

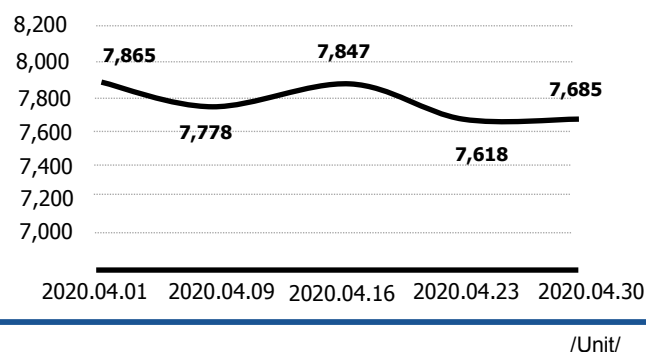
Market capitalization



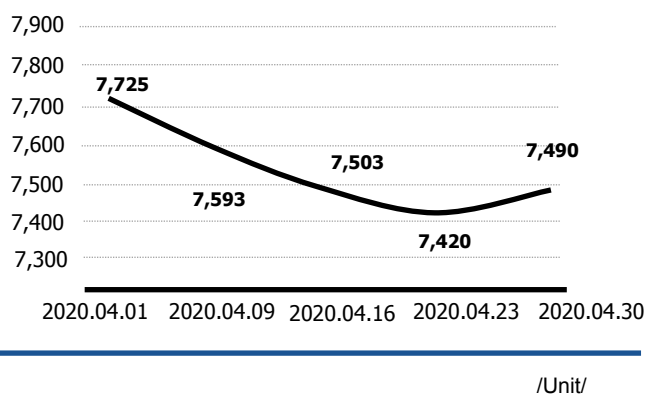
TOP-20 index



MSE A Index



MSE B Index



Listed Companies

1. Number of listed companies	198
<i>State owned /100%/</i>	18
<i>Partially state owned</i>	10
<i>Private</i>	170
<i>Tier I</i>	14
<i>Tier II</i>	44
<i>Tier III</i>	140

Member securities Companies

1. Number of member securities companies	54
<i>Broker, Dealer</i>	54
<i>Underwriter</i>	19
<i>Investment advisory</i>	14

Most active member securities companies

/As of 2020.04.30/

№	Company Name	Buy		Sell		Total Value/ buy, sell/
		Volume /unit/	Value /MNT/	Volume /unit/	Value /MNT/	
1	EUROASIA CAPITAL HOLDING	2,317,799	695,339,700	2,317,799	695,339,700	1,390,679,400
2	ARD SECURITIES	1,368,336	359,892,403	1,285,407	323,673,277	683,565,680
3	BDSEC	1,288,617	401,951,102	561,990	278,131,215	680,082,317
4	STANDARD INVESTMENT	681,803	228,980,435	1,056,709	291,422,821	520,403,257
5	ARGAI BEST	51,240	243,351,290	59,744	244,802,848	488,154,138
6	GOLOMT CAPITAL	424,783	31,139,369	1,849,920	144,000,644	175,140,013
7	TDB CAPITAL	205,187	49,171,321	726,112	60,888,407	110,059,728
8	BUMBAT-ALTAI	571,267	39,065,508	166,214	27,336,723	66,402,231
9	CENTRAL SECURITIES	348,486	43,780,442	21,481	6,995,306	50,775,748
10	APEX CAPITAL	310,723	26,594,367	199,992	21,107,680	47,702,046
11	MIRAE ASSET SECURITIES MONGOLIA	843,878	30,149,966	332,909	13,616,285	43,766,251
12	TULGAT CHANDMANI BAYAN	0	0	104,623	41,884,248	41,884,248
13	NOVEL INVESTMENT	5,835	2,751,024	161,373	39,070,206	41,821,230
14	SECAP	608,785	41,524,858	250	6,255	41,531,113
15	ARD CAPITAL GROUP	62,677	14,304,039	70,764	22,032,893	36,336,932
16	GAULI	28,895	4,533,819	240,533	19,395,041	23,928,860
17	GOODSEC	191,047	15,913,971	114,344	5,081,523	20,995,493
18	LIFETIME INVESTMENT SECURITIES	3,238	16,831,615	0	0	16,831,615
19	GATSUURT TRADE	65,022	13,115,620	0	0	13,115,620
20	SG CAPITAL	0	0	64,777	13,019,825	13,019,825

Most actively traded securities

/As of 2020.04.30/

№	Symbol	Name of securities	Volume /unit/	Value /MNT/	High	Low	Change %/
1	MDR	FRONTIER LAND GROUP	2,317,879	695,366,900	340	300	-11.76
2	APU	APU	395,874	213,063,808	543	520	1.22
3	SUL	JUULCHIN DUTY FREE	2,234	178,092,400	80,000	65,000	28.64
4	AARD	ARD FINANCIAL GROUP	115,718	170,932,158	1,519	1,380	-2.44
5	AIC	ARD INSURANCE	144,623	101,426,248	720	652	-1.39
6	DAZ	DORNOD AUTOZAM	38,809	100,127,220	2,580	2,580	0.00
7	EER	ARIG GAL	34,507	99,960,760	3,000	2,890	-6.77
8	NEH	DARKHAN NEKHII	6,560	85,282,700	13,100	13,000	-1.52
9	LEND	LENDMN NBF	2,307,895	80,069,335	39	30	20.08
10	TTL	TAVAN TOLGOI	15,630	79,586,514	6,250	4,200	-21.18
11	ADB	ARD CREDIT NBF	1,065,672	79,144,869	78	70	-4.32
12	GOV	GOBI	420,837	78,632,972	205	161	15.20
13	MNDL	MANDAL INSURANCE	1,249,328	55,673,029	47	43	-3.58
14	MFC	MONOS KHUNS	690,716	45,754,551	69.9	65.1	2.70
15	GHC	GAN KHIITS	3,399	40,788,000	12,000	12,000	-4.00
16	BNG	BAYANGOL HOTEL	813	21,914,920	31,000	23,000	29.17
17	TUM	TUMEN SHUVUUT	132,402	18,776,736	150	137	-0.07
18	MBW	MONGOL BASALT	83,154	17,012,816	221	200	-2.45
19	INV	INVESCORE NBF	5,927	14,828,816	2,670	2,291	0.48
20	AMT	KHAR KHORUM PROPERTIES	64,777	13,019,825	225	198	21.10

Most advanced stocks

/As of 2020.04.30/

№	Name of company	Volume /Unit/	Closing price		Change /MNT/	Percentage change
			2020-03-31	2020-04-30		
1	BAYANGOL HOTEL	813	24,000.00	31,000.00	7,000.00	29.17
2	JUULCHIN DUTEY FREE	2,234	62,150.00	79,950.00	17,800.00	28.64
3	KHAR KHORUM PROPERTIES	64,777	185.80	225.00	39.20	21.10
4	LENDMN NBF	2,307,895	29.98	36.00	6.02	20.08
5	SUU	24,307	181.60	212.00	30.40	16.74
6	GOBI	420,837	173.78	200.19	26.41	15.20
7	MONGOL DIESEL	1	410.63	472.22	61.59	15.00
8	KHUSUG TRADE	10	1,950.00	2,242.00	292.00	14.97
9	MONNOOS	6,140	1,950.00	2,240.00	290.00	14.87
10	BDSEC	286	802.00	896.00	94.00	11.72
11	AUTO ZAM	8	3,100.00	3,290.00	190.00	6.13
12	UB-BUK	28,967	396.00	419.99	23.99	6.06
13	REMICON	59,461	24.00	25.00	1.00	4.17
14	MEREX	1,505	15.00	15.60	0.60	4.00
15	HBOIL	1,670	62.99	65.00	2.01	3.19
16	SHIVEE OVOO	2	1,925.00	1,980.00	55.00	2.86
17	MONOS KHUNS	690,716	67.00	68.81	1.81	2.70
18	ITOLS	147,594	73.32	75.00	1.68	2.29
19	ERDENE RESOURCE DEVELOPMENT CORP	14,750	500.10	508.00	7.90	1.58
20	APU	395,874	533.64	540.14	6.50	1.22

Most declined stocks

/As of 2020.04.30/

№	Name of company	Volume /Unit/	Closing price		Change /MNT/	Percentage change
			2020-03-31	2020-04-30		
1	STANDARD AGRICULTURE GROUP	47,715	80.00	41.62	-38.38	-47.98
2	DARKHAN GURIL TEJEEL	309	5,700.00	4,250.00	-1,450.00	-25.44
3	AGROTECHIMPEX	105	900.00	700.00	-200.00	-22.22
4	TAVAN TOLGOI	15,630	6,250.00	4,926.00	-1,324.00	-21.18
5	SHARYN GOL	774	1,199.00	977.00	-222.00	-18.52
6	BAGANUUR	814	993.00	825.00	-168.00	-16.92
7	MON IT BULIGAR	15	7,200.00	6,000.00	-1,200.00	-16.67
8	ULSYN IKH DELGUUR	6,518	1,077.00	900.00	-177.00	-16.43
9	SOR	38	1,000.00	850.00	-150.00	-15.00
10	UVS CHATSARGANA	120	300.00	255.00	-45.00	-15.00
11	AZYK	485	2,972.00	2,560.00	-412.00	-13.86
12	MONGOLIIN KHUGJIL UNDESNIH NEGDEL	7	5,150.00	4,500.00	-650.00	-12.62
13	FRONTIER LAND GROUP	2,317,879	340.00	300.00	-40.00	-11.76
14	MONGOL SECURITIES	197	280.00	250.00	-30.00	-10.71
15	MOGOIN GOL	18	7,700.00	7,000.00	-700.00	-9.09

MONGOLIAN CAPITAL MARKET TO SHIFT TO DVP WITH T+2 FINALITY

On January 29, 2020, FRC adopted a decision to shift to DvP with T+2 finality system starting from March 31, 2020 by its Resolution No.29.

Under this new system, investors will be able to buy securities with certain amount of margin depending on their risk exposure and transfer the remaining payment for finalising the settlement in 2 business days after the trade takes place, through a brokerage firm who is the clearing member of the Mongolian Securities Clearing-house (MSCH).

If an investor trades through a brokerage firm who is not a clearing member of the MSCH, he will have to prepay the fund according to the current scheme, however, the settlement will be finalised on T+2 day.

Within the framework of the introduction of DvP with T+2 finality system, FRC has approved the relevant rules and regulations of market operating organizations, took necessary measures to establish proper risk management system to prevent financial system from possible risks, ensured that technology and systems are upgraded and emphasized to enhance the market stability and serve the best interests of investors and market participants.

The introduction of DvP with T+2 finality arrangement will help to lower costs associated with trading, improve market liquidity as well as create better market environment to both domestic and international investors.

Furthermore, it will be an important step to develop domestic capital market infrastructure and securities settlement operations along with international standards.

FRC APPROVES “ASSET BACKED SECURITIES LISTING RULES” OF MSE

The “Asset Backed Securities Listing Rules” that adopted by the Mongolian Stock Exchange’s Board of Directors meeting on the 7th of February 2020 were approved by the FRC Chairman’s Order No.146 of on the 10th of April 2020.

It is internationally common that banks and financial institutions pool their assets and create asset backed securities which allow them to raise capitals and reduce risks.

This new product will offer not only new financing source for issuers and but also less risky financial product with fixed income for investors.

MSE TRADING RULES AMENDED

On March 19th, 2020, FRC approved the amendments of the Trading Rules of MSE which was adopted by the decision No. 2020/07 of Board of Directors Meeting of Mongolian Stock Exchange dated February 7th, 2020.

The amendments provide the regulation of trade confirmation and cancellation as well as trading of asset backed securities and fund units and specify their fees and commissions.

“ARD CREDIT NBFI” JSC PRESENTS SPENDING REPORT ON ITS IPO PROCEEDS

“Ard Credit NBFI” JSC, that successfully raised MNT 5.2 billion from public in 2019, has presented its spending report on the proceeds from IPO. The Company has spent the proceeds in the following activities as of March 31, 2020:

- Business Loan – MNT 2.8 billion
- Consumer Loan – MNT 612.5 million
- Express Loan – MNT 980.0 million
- Credit Card – MNT 367.5 million
- Fast Cash Service granted through Ard Application - MNT 49.0 million
- Securities collateralized loan - 122.5 million

‘TAVANTOLGOI’ JSC TO PAY DIVIDENDS

‘Tavantolgoi’ JSC announced that the Board of Directors approved the distribution of MNT43.2 billion to its shareholders by a dividend of MNT821 per share on April 29, 2020. The record date of the decision is April 03, 2020 and the dividends will be placed in the shareholders’ accounts held at Mongolian Central Securities Depository within May 31, 2020.

UPCOMING SHAREHOLDERS’ MEETING

№	COMPANY NAME	TIME	DATE	NOTE
1	KHASU MANDAL	16:00	2020.05.09	Extraordinary meeting
2	BAYAN TEEG	10:00	2020.06.29	Extraordinary meeting
3	ULAANSAN	15:00	2020.05.13	Extraordinary meeting
4	DARKHAN SELENGIIN TSAKHILGAAN TUGEEKH SULJEE	16:00	2020.05.27	Extraordinary meeting
5	KHORIN KHOYORDUGAAR BAAZ	13:00	2020.05.28	Extraordinary meeting
6	MONGOL SECURITIES	13:00	2020.05.04	Extraordinary meeting
7	MONINJBAR	11:00	2020.05.04	Postponed general meeting
8	KHERLEN KHIVS	10:00	2020.05.07	Postponed general meeting
9	MOGOIN GOL	14:00	2020.05.08	Postponed general meeting
10	GENCO TOUR BURAEU	09:30	2020.05.13	Postponed general meeting
11	ERCHIM BAYAN-ULGII	16:00	2020.05.14	Extraordinary meeting
12	MONGOL SHILTGEEN	13:00	2020.05.25	Postponed general meeting
13	INGET TOLGOI	10:00	2020.06.20	Extraordinary meeting
14	NOMIN KHISHIG	10:00	2020.06.21	Extraordinary meeting
15	ERDENE RESOURCE DEVELOPMENT CORP	16:00	2020.06.25	Annual General Meeting



DIVIDENDS TO DISTRIBUTE FROM JSC'S NET PROFIT OF 2019

№	Sym- bol	Company name	Total dividend to distribute / mnt/	Dividend per share /mnt/	Record date	Payment date	Distribution method
1	ATR	ATAR-URGUU	60.9	350	-	2020.08.01	MCSD
2	ADB	ARD CREDIT NBFI	1184.6	4.23	2020.04.08	2020.06	MCSD
3	APU	APU	75471.2	71	-	2020.08	MCSD
4	TCK	TALKH-CHIKHER	230.3	225	-	2020.06.20	MCSD
5	AIC	ARD INSURANCE	850	34	2020.04.09	2020.06	MCSD
6	MBW	MONGOL BASALT	255.6	4	2020.03.09	2020.06	MCSD
7	BDS	BDSEC	136.9	10	2020.03.09	2020.12	MCSD
8	NEH	DARKHAN NEKHI	232.1	210	2020.02.25	2020.09	MCSD
9	LEND	LEND MN	1200	1.5	2020.02.25	2020.04	MCSD
10	MNP	MONGOLIAN POST	331	3.3	-	2020.05.01	MCSD
11	HRD	KHURD	72.3	535	2020.03.02	2020.06	MCSD
12	HRM	HERMES CENTER	322	4.1	2020.02.28	2020.03.15	MCSD
13	BUK	UB-BUK	526.2	4	-	2020.06.01	MCSD
14	UBH	UB KHIVS	121.4	300	2020.03.06	2020.05.01	MCSD
15	TAH	TAKHI CO	128.5	108	-	2020.04	MCSD
16	AARD	ARD FINANCIAL GROUP	1000	34.95	2020.04.07	2020.04	MCSD
17	MNDL	MANDAL DAATGAL	2490	4	-	2020.06	MCSD
18	BNG	BAYANGOL HOTEL	152.3	360	-	2020.09.01	MCSD
19	MMX	MAKH IMPEX	456	120	-	2020.10.01	MCSD
20	JTB	GENCO TOUR BURAEU	799.8	10	-	-	MCSD
21	TEX	TECHNIC IMPORT	723.3	500	2020.03.11	2020.04.24	AT COMPA- NY OFFICE
22	MFC	MONOS KHUNS	408.8	1	-	2020.08.31	MCSD
23	MCH	TELECOM MONGOLIA	25.8	1	-	2020.06.01	MCSD
24	HUV	KHUVSGUL GEOLOGY	21.5	150	2020.04.03	2020.05.01	MCSD
25	GTL	GUTAL	2403.6	1520	2020.03.13	2020.05.05	MCSD
26	HZB	GAN KHERLEN	14.9	150	2020.03.18	2020.09.30	MCSD
27	BTG	BAYAN TEEG	500	1979.3	2020.04.07	2020.12.01	MCSD
28	SUU	SUU	1715.1	5	2020.03.27	2020.05.01-12.31	MCSD
29	EER	ARIG GAL	33.49	109.4	2020.03.27	2020.06.30	MCSD
30	TUM	TUMEN SHUVUUT	4.80	3200	2020.04.07	2020.06.24	MCSD
31	DSS	DARKHAN SELENGIIN TSAKHILGAAN TUGEEKH SULJEE	37.73	391.8	2020.03.20	2020.09.02	MCSD
32	TTL	TAVAN TOLGOI	43238.2	821	2020.04.03	2020.05.31	MCSD

MONGOLIAN STOCK EXCHANGE



Ulaanbaatar 15160, Mongolia
Sukhbaatar square-3
Mongolian Stock Exchange



+976 11-313747-2129



+976 11-325170



Info@mse.mn



WWW.MSE.MN